

Recommended Cleaning & Care

BUZIL-WERK Wagner GmbH & Co. KG




WOODEN FLOORS, SEALED




The look and wear resistance of solid wooden flooring varies depending on the type of wood used. There are different designs of wooden floor, such as herringbone, long-plank flooring and small-block parquet, among others. The wood surface is normally lacquered, coated or varnished using clear lacquer systems; this protects it against external influences, particularly moisture. During cleaning (including in cleaning processes), it must be ensured that the surface protection is intact and that prolonged exposure to moisture is prevented, as otherwise the wood may be damaged by permeating moisture. Sealed wooden floors can be cleaned just like varnished and plastic surfaces.

CLEANING

DEEP CLEANING

	Dirt	Treatment	Cleaning device
Pick up loose dirt, and remove any mortar, plaster residue, and colour stains manually using a scraper.	RESIDUE FROM CARE PRODUCTS in the form of coatings and care products can be removed using Corridor® Dryex S 711.	Spray the dry floor cleaner onto the floor covering undiluted (approximately 2m ² at a time).	
		Deep clean the covering using a single-disc machine and a red/blue pad. <i>Replace the pad regularly.</i>	
		Then dampen the floor covering by wiping and leave it to dry completely.	

DAILY ROUTINE CLEANING



	Dirt	Treatment	Cleaning device
Pick up loose dirt, and remove any mortar, plaster residue, and colour stains manually using a scraper.	ORGANIC/INORGANIC CONTAMINATION like protein, oil and grease or foodstuff residue e.g. coffee, red wine etc. <i>PLEASE NOTE: regular polishing improves the appearance of the floors, and is recommended for retaining the value of the solid wood floor.</i>	Products with a care element such as the Unibuz G 235, Corridor® Daily S 780, Planta® Clean P 315 or Corridor® PUR Clean S 766 wipe care products are well-suited to daily routine cleaning. Solid wood floors must ONLY be lightly sprayed and wiped	

Recommended Cleaning & Care





BUZIL-WERK Wagner GmbH & Co. KG

CONTINUED: CARING FOR WOODEN FLOORS

INITIAL TREATMENT

Care	Treatment	Cleaning device
Sealed wooden floors can be subject to initial treatment with Corridor® Complete S 732 gloss multipurpose emulsion.	Apply the product undiluted in 2-3 thin layers, leaving each individual layer to dry completely.	
	High-speed polishing is not necessary, but is possible.	

COATING REPAIR

Care	Treatment	Cleaning device
Pick up loose dirt, and remove any mortar, plaster residue, and colour stains manually using a scraper.	Spray Maradin HC 43 intensive cleaner at the recommended dosage, working on a section at a time.	
	Clean the area using a single-disc machine and a red pad. <i>Replace the pad regularly when doing so.</i>	
	Then wipe the floor covering with water; further rinsing and neutralisation are not necessary.	
	Spray Corridor® Complete S 732 (1:1) onto the cleaned surface, working on a section at a time.	
	Use a high-speed machine and a polishing pad to achieve a high gloss floor finish.	