


# Recommended Cleaning & Care

BUZIL-WERK Wagner GmbH & Co. KG





## STONE CARPET FLOOR COVERINGS







Stone carpets consist of natural, finely rounded pebbles. These stones are bound together with a transparent bonding agent, mostly polyurethane resin. This covering is very porous, and as a result liquids immediately seep into the floor. Stone carpets are sensitive to solvents and strong bases.

### CLEANING

#### DEEP CLEANING

	Dirt	Treatment	Cleaning device
Pick up loose dirt, and remove any mortar, plaster residue, and colour stains manually using a scraper.	<b>ORGANIC/INORGANIC CONTAMINATION</b> e.g. heavy oil, grease and protein deposits or foodstuff residue, e.g. coffee, red wine etc can be removed using Erol® G 490.	Apply the cleaning solution evenly over the floor, and leave it to work for approximately 10 to 15 minutes.	
		Deep clean the covering using a single-disc machine and a soft brush, or a cleaning machine with contra-rotating brushes.	
		Pick up the loosened dirt using a wet vacuum cleaner, and rinse with water.	 

#### INTENSIVE CLEANING


	Dirt	Treatment	Cleaning device
Suck up loose dirt, and remove mortar, plaster residue, chewing gum and colour stains manually using a stain removal product.	<b>HEAVIER DIRT THAT IS ALKALINE-SOLUBLE</b> e.g. heavy oil, grease and protein deposits or foodstuff residue, e.g. coffee, red wine etc can be removed by intensive cleaning using Buz® Soap G 240.	Apply the cleaning solution evenly over the floor, and leave it to work for a short time.	
		Clean using a single-disc machine and a soft brush, or a cleaning machine with contra-rotating brushes.	
		Pick up the loosened dirt using a wet vacuum cleaner, and rinse with water.	 

# Recommended Cleaning & Care

BUZIL-WERK Wagner GmbH & Co. KG

## CONTINUED: CLEANING STONE CARPET FLOORS

### DAILY ROUTINE CLEANING

	Dirt	Treatment	Cleaning device
Suck up loose dirt, and remove mortar, plaster residue, chewing gum and colour stains manually using a stain removal product.	<b>ORGANIC/INORGANIC CONTAMINATION</b>	Manual floor cleaning	
	e.g. heavy oil, grease and protein deposits or foodstuff residue, e.g. coffee, red wine etc  Regularly vacuum the floor covering for daily routine cleaning.		