

Recommended Cleaning & Care





BUZIL-WERK Wagner GmbH & Co. KG

SPORTS COVERINGS WITH A POLYURETHANE COATING







CLEANING

DEEP CLEANING

	Dirt	Treatment	Cleaning device
Pick up loose dirt.	RESIDUE FROM CARE PRODUCTS in the form of coatings and care products can be removed using Corridor® Unic Ultra S 707, Corridor® Power Stripper S 708 or Planta® Multi Stripper P 321.	Apply the cleaning solution evenly over the floor, and leave it to work for approximately 10 to 15 minutes. <i>PLEASE NOTE: Do not allow the cleaning solution to dry.</i>	
		Deep clean the floor covering using a single-disc machine and a red pad.	
		Pick up the loosened dirt using a wet vacuum cleaner, and rinse with water.	 

INTENSIVE CLEANING





	Dirt	Treatment	Cleaning device
Pick up loose dirt.	HEAVIER DIRT THAT IS ALKALINE-SOLUBLE like protein, oil and grease or foodstuff residue e.g. coffee, red wine etc. can be removed by intensive cleaning using Maradin HC 43 (certified in accordance with DIN EN 18032/2) using a two-stage wet wiping method, or mechanically.	Apply the cleaning solution evenly over the floor, and leave it to work for a short time.	
		Deep clean the floor covering using a single-disc machine and a red pad.	
		Pick up the loosened dirt using a wet vacuum cleaner, and rinse with water.	 

Recommended Cleaning & Care


BUZIL-WERK Wagner GmbH & Co. KG

CONTINUED: CLEANING SPORTS FLOOR COVERINGS

SPECIAL CLEANING

	Dirt	Treatment	Cleaning device
Pick up loose dirt.		Spray the product onto targeted areas.	
	RUBBER ABRASION The solvent-containing Indumaster® Forte IR 42 cleaner is particularly well-suited to removing rubber abrasion when diluted 1:1.	Scrub the covering using a single-disc machine and a suitable pad.	
		Pick up the loosened dirt using a wet vacuum cleaner, and rinse with water. <i>PLEASE NOTE: Perform a material compatibility test before use</i>	 

DAILY ROUTINE CLEANING

	Dirt	Treatment	Cleaning device
Pick up loose dirt, and remove any mortar, plaster residue, and colour stains manually using a scraper.	ORGANIC/INORGANIC CONTAMINATION like protein, oil and grease or foodstuff residue e.g. coffee, red wine etc. Products certified in accordance with DIN 187032/2 such as the Buz® Match Trendy T 265, Corridor® Daily S 780 or Corridor® Cibreeze Wipe S 790 wipe care products, are well-suited to daily routine cleaning in sports halls.	Manual floor treatment or by using the cleaning machine.	

CARE

INITIAL TREATMENT

Due to their high-quality surface coating, sports floor coverings that have been polyurethane coated cannot be further coated or subject to initial treatment. However, if you decide to add a coating, the high-quality surface finish must be removed first (see "Linoleum or rubber, smooth, or homogeneous PVC" cleaning recommendation).