

Recommended Cleaning & Care

BUZIL-WERK Wagner GmbH & Co. KG







SANITARY PORCELAIN



Sanitary porcelain is a white stoneware product made from kaolin, quartz and feldspar. It is extremely hard and to a great extent not sensitive to acidic, alkaline or chlorine-containing cleaners and liquid scouring agents. Selecting an appropriate sanitary cleaner depends, among other aspects, on water hardness, property-specific requirements, level of footfall, and type of surface contamination.

CLEANING

DEEP CLEANING



	Dirt	Treatment	Cleaning device
Pick up loose dirt, and remove mortar, plaster residue, and colour stains manually using a scraper.	LIME DEPOSITS e.g. cement residue in areas with high water hardness, as well as after renovations, can be removed using Bucalex® G 460 or Plan-ta® San Intense P 319 acidic sanitary deep cleaners.	Pre-wet the surface (important for protecting chrome fittings!), and apply the cleaning solution onto an appropriate cloth or hand pad.	
	PLEASE NOTE: Never spray acidic products; always use a foam spray!	Deep clean the surface, including the chrome fittings.	
	ORGANIC/INORGANIC CONTAMINATION e.g. lime, lime soap, grease or cosmetics can be removed using Buz® Alkasan G 469	Rinse with cold water.	
		Apply the cleaning solution onto an appropriate cloth or hand pad.	
		Deep clean the surface, including the chrome fittings.	
		Rinse with cold water.	

Recommended Cleaning & Care

BUZIL-WERK Wagner GmbH & Co. KG

CONTINUED: CLEANING SANITARY PORCELAIN

DAILY ROUTINE CLEANING

	Dirt	Treatment	Cleaning device
<p>In order to achieve a satisfactory cleaning result, only appropriate cloths or manual sponges may be used.</p>	<p>ORGANIC/INORGANIC CONTAMINATION e.g. lime, lime soap, grease or cosmetics</p>	<p>Bucasan® Trendy T 464, Bucasan® Sanibond G 457 and Planta® San Intense P 319 acidic maintenance cleaners are particularly well-suited for daily routine cleaning.</p>	
		<p>Pre-wet the surface (important for protecting chrome fittings!), and apply the cleaning solution onto an appropriate cloth or hand sponge.</p> <p>PLEASE NOTE: Never spray acidic products; always use a foam spray!</p>	
	<p>INFECTION PREVENTION</p>	<p>The products in the Buzil Budenat® portfolio are ideal for infection prophylaxis in defined areas (see Disinfectants).</p>	