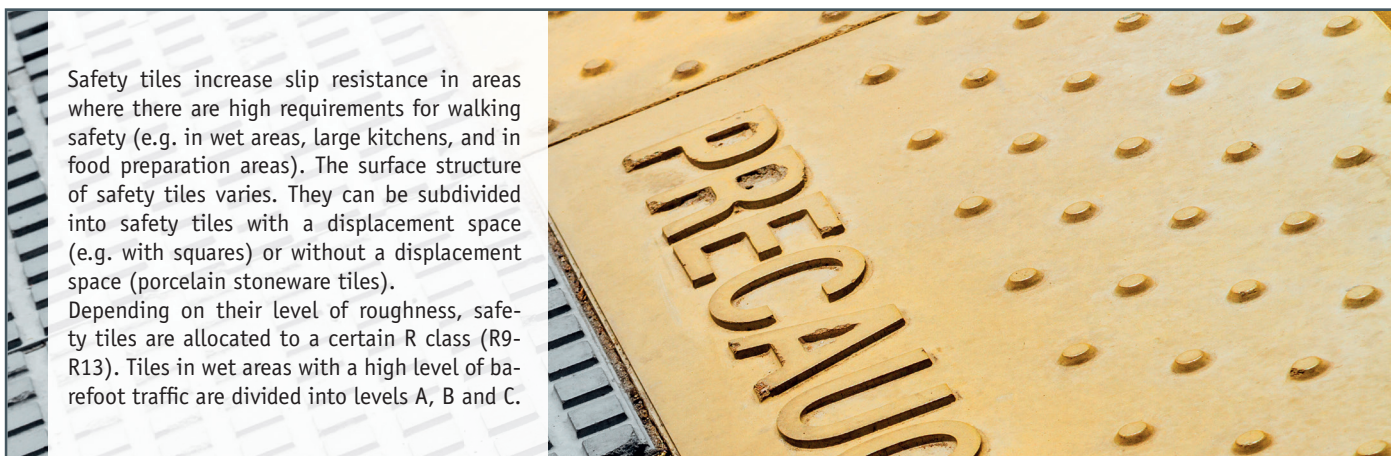


Recommended Cleaning & Care

BUZIL-WERK Wagner GmbH & Co. KG

SAFETY TILES









Safety tiles increase slip resistance in areas where there are high requirements for walking safety (e.g. in wet areas, large kitchens, and in food preparation areas). The surface structure of safety tiles varies. They can be subdivided into safety tiles with a displacement space (e.g. with squares) or without a displacement space (porcelain stoneware tiles).

Depending on their level of roughness, safety tiles are allocated to a certain R class (R9-R13). Tiles in wet areas with a high level of barefoot traffic are divided into levels A, B and C.

CLEANING

DEEP AND INTENSIVE CLEANING






	Dirt	Treatment	Cleaning device
Pick up loose dirt, and remove any mortar, plaster residue, and colour stains manually using a scraper.	LIME DEPOSITS	Pre-wet the floor covering (important for protecting the cement joints!), and apply the cleaning solution.	
	like cement residue in areas with high water hardness, as well as after renovations, can be removed using Erolcid® G 491.	Deep clean using a single-disc machine and a brush, or a cleaning machine with contra-rotating brushes.	
		Pick up the loosened dirt using a wet vacuum cleaner, and rinse with water.	
	ORGANIC/INORGANIC CONTAMINATION	Apply the cleaning solution evenly over the floor, and leave it to work for approximately 10 to 15 minutes.	
	like protein, oil and grease or foodstuff residue e.g. coffee, red wine etc. can be removed using Erol® G 490.	Deep clean the covering using a single-disc machine and a brush, or a cleaning machine with contra-rotating brushes.	
		Pick up the loosened dirt using a wet vacuum cleaner, and rinse with water.	

Recommended Cleaning & Care

BUZIL-WERK Wagner GmbH & Co. KG

CONTINUED: CLEANING SAFETY TILES

DAILY ROUTINE CLEANING

	Dirt	Treatment	Cleaning device
Microfibre cloths or pads must always be used in order to achieve a satisfactory cleaning result.	ORGANIC/INORGANIC CONTAMINATION like protein, oil and grease or foodstuff residue e.g. coffee, red wine etc.	The surfactant-free O Tens G 500 product is particularly well-suited for daily routine cleaning of safety tiles.	
		The regular use of acidic, surfactant-free cleaner O Tens Azid G 501 prevents the build-up of lime film. <i>PLEASE NOTE: Alternately using O TENS G 500 and O TENS AZID G 501 for cleaning will provide comprehensive protection against embedded dirt. In turn, this will successfully delay the need for cost-intensive deep cleaning.</i>	 
		In addition to the products named above, the Erol® G 490 cleaner is also suitable for daily routine cleaning.	
	INFECTION PREVENTION	The products in the Buzil Budenat® portfolio are ideal for infection prophylaxis in defined areas (see Disinfectants).	

CARE

INITIAL TREATMENT

These floor coverings must not be coated, impregnated or treated, otherwise the slip resistance of the tiles will be impacted.