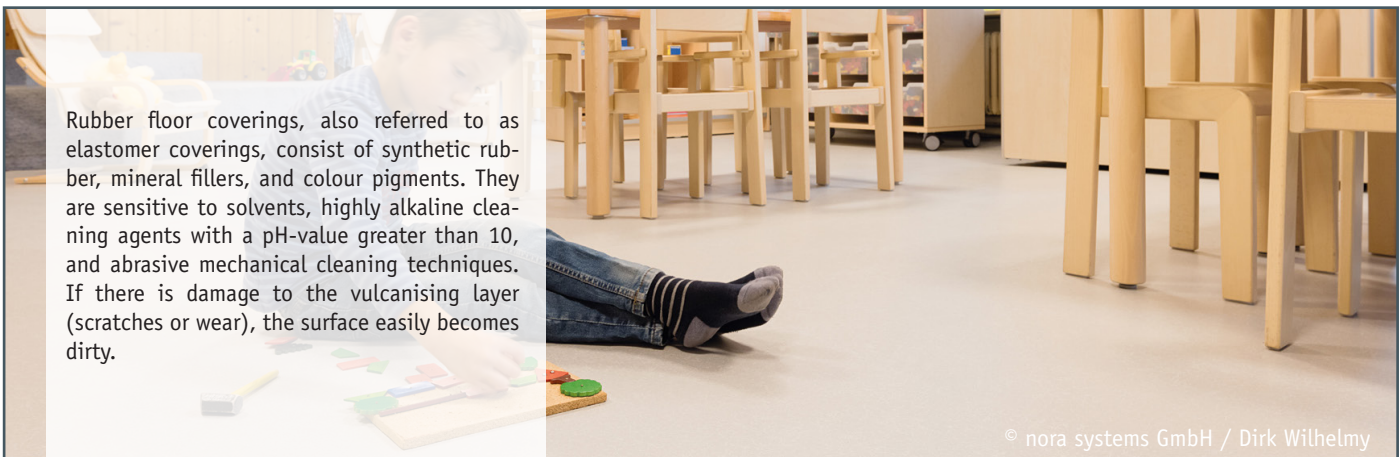


Recommended Cleaning & Care

BUZIL-WERK Wagner GmbH & Co. KG

RUBBER FLOOR COVERINGS, SMOOTH



Rubber floor coverings, also referred to as elastomer coverings, consist of synthetic rubber, mineral fillers, and colour pigments. They are sensitive to solvents, highly alkaline cleaning agents with a pH-value greater than 10, and abrasive mechanical cleaning techniques. If there is damage to the vulcanising layer (scratches or wear), the surface easily becomes dirty.

© nora systems GmbH / Dirk Wilhelmy

CLEANING

DEEP CLEANING

	Dirt	Treatment	Cleaning device
Pick up loose dirt, and remove any mortar, plaster residue, and colour stains manually using a scraper.	RESIDUE FROM CARE PRODUCTS	Apply the cleaning solution evenly over the floor, and leave it to work for approximately 10 to 15 minutes. <i>PLEASE NOTE: Do not allow the cleaning solution to dry.</i>	
	in the form of coatings and care products can be removed using Corridor® Unic Ultra S 707, Corridor® Power Stripper S 708 or Planta® Multi Stripper P 321.	Deep clean the floor covering using a single-disc machine and a red pad.	
		Pick up the loosened dirt using a wet vacuum cleaner, and rinse with water.	

INTENSIVE CLEANING



	Dirt	Treatment	Cleaning device
Pick up loose dirt, and remove any mortar, plaster residue, and colour stains manually using a scraper.	HEAVIER DIRT THAT IS ALKALINE-SOLUBLE	Apply the cleaning solution evenly over the floor, and leave it to work for a short time.	
	like protein, oil and grease or foodstuff residue e.g. coffee, red wine etc. can be removed by intensive cleaning using Maradin HC 43.	Clean using a single-disc machine and a red pad.	
		Pick up the loosened dirt using a wet vacuum cleaner, and rinse with water.	

Recommended Cleaning & Care

BUZIL-WERK Wagner GmbH & Co. KG





CONTINUED: CLEANING OF RUBBER FLOOR COVERINGS

DAILY ROUTINE CLEANING

	Dirt	Treatment	Cleaning device
Microfibre-based flat mops should be used to achieve optimum cleaning results.	ORGANIC AND INORGANIC CONTAMINATION Products with care elements, such as the Unibuz G 235, Planta® Cleen P 315 and Corridor® Daily S 780 wipe care products based on water-soluble polymers, are well-suited to daily routine cleaning.	Manual floor treatment	
	INFECTION PREVENTION	The products in the Buzil Budenat® portfolio are ideal for infection prophylaxis in defined areas (see Disinfectants).	

CARE

INITIAL TREATMENT

Care	Treatment	Cleaning device
Because paraffin-like age-inhibitors contained in the rubber floor covering may impair coating adhesion over time, rubber floor coverings should not be coated. If you decide to add a coating anyway, Corridor® Complete S 732 or Planta® Multi Gloss P 320 gloss multipurpose emulsion is an excellent option.	Apply the product undiluted in 2-3 thin layers, leaving each individual layer to dry completely.	
	High-speed polishing is not necessary, but is possible.	
Initial treatment with the polymer-based Corridor® Daily S 780 wipe care product is recommended as an alternative way to protect the floor covering.	Wet and wipe the floor covering, and leave it to dry.	 
	Polish the floor covering using a high-speed machine and a suitable pad.	