

Recommended Cleaning & Care

BUZIL-WERK Wagner GmbH & Co. KG







PORCELAIN STONEWARE TILES



Porcelain stoneware tiles are microporous, fine-rough, partially glazed stoneware tiles with a high gloss finish. The raw materials are very finely ground, sieved and, with the addition of water, placed into moulds at a pressure of approx. 400 bar. After moulding, the tiles are slowly dried at a temperature of 200-300°C, in order to avoid spalling and cracks. The tiles are then fired at a temperature of approx. 1350°C until they are sintered.

CLEANING

DEEP CLEANING







	Dirt	Treatment	Cleaning device
Pick up loose dirt, and remove any mortar, plaster residue, and colour stains manually using a scraper.	LIME DEPOSITS e.g. cement residue in areas with high water hardness, as well as after renovations, can be removed using Erolcid® G 491.	Pre-wet the floor covering (important for protecting the cement joints!), and apply the cleaning solution.	
		Deep clean using a single-disc machine and a microfibre, active fibre, or melamine resin pad.	
		Pick up the loosened dirt using a wet vacuum cleaner, and rinse with water.	
	ORGANIC/INORGANIC CONTAMINATION e.g. blood, heavy oil, grease and protein deposits or foodstuff residue e.g. coffee, red wine, can be removed using Erol® G 490.	Apply the cleaning solution evenly over the floor, and leave it to work for approximately 10 to 15 minutes.	
		Deep clean the covering using a single-disc machine and a microfibre, active fibre or melamine resin pad, or using a cleaning machine with contra-rotating brushes.	
		Pick up the loosened dirt using a wet vacuum cleaner, and rinse with water.	

Recommended Cleaning & Care




BUZIL-WERK Wagner GmbH & Co. KG

CONTINUED: CLEANING PORCELAIN STONEWARE TILES

INTENSIVE CLEANING

	Dirt	Treatment	Cleaning device
Pick up loose dirt.	LIME DEPOSITS e.g. cement residue in areas with high water hardness and in wet areas can be removed using acidic cleaning with Erolcid® G 491.	Pre-wet the floor covering (important for protecting the cement joints!)	
		Deep clean using a single-disc machine and a microfibre, active fibre, or melamine resin pad.	
		Pick up the loosened dirt using a wet vacuum cleaner, and rinse with water.	
	HEAVIER DIRT THAT IS ALKALINE-SOLUBLE e.g. heavy oil, grease and protein deposits or foodstuff residue e.g. coffee, red wine, can be removed by intensive cleaning using Erol® G 490.	Apply the cleaning solution evenly over the floor, and leave it to work for approximately 10 to 15 minutes.	
		Clean the floor covering using a single-disc machine or a cleaning machine and microfibre, active fibre, or melanin resin pad, or in a two-stage wet wiping method.	
		Pick up the loosened dirt using a wet vacuum cleaner, and rinse with water.	

DAILY ROUTINE CLEANING


	Dirt	Treatment	Cleaning device
Microfibre cloths or pads must always be used in order to achieve a satisfactory cleaning result.	ORGANIC/INORGANIC CONTAMINATION like protein, oil and grease or foodstuff residue e.g. coffee, red wine etc. The surfactant-free O Tens G 500 product is particularly well-suited for daily routine cleaning of porcelain stoneware tiles. In addition to the products named above, the Polybuz® Trendy T 201 gloss cleaner and the high-moistening Roca Wipe R 300 floor cleaner are also well-suited to daily routine cleaning.	Apply the cleaning solution evenly over the floor, and leave it to work for approximately 10 to 15 minutes.	
		Clean the floor covering using a cleaning machine and pick up loosened dirt	
	BUILD-UP OF LIME FILM	Can be prevented by the regular use of acidic, surfactant-free cleaner, O Tens Azid G 501. <i>PLEASE NOTE: Alternating use of O Tens G 500 and O Tens Azid G 501 for cleaning will provide comprehensive protection against embedded dirt. In turn, this will successfully delay the need for cost-intensive deep cleaning.</i>	

Recommended Cleaning & Care

BUZIL-WERK Wagner GmbH & Co. KG

CONTINUED: CLEANING PORCELAIN STONEWARE TILES

DAILY ROUTINE CLEANING

Microfibre cloths or pads must always be used in order to achieve a satisfactory cleaning result.	Dirt	Treatment	Cleaning device
	INFECTION PREVENTION	The products in the Buzil Budenat® portfolio are ideal for this in defined areas (see Disinfectants).	

CARE

INITIAL TREATMENT

Porcelain stoneware tiles cannot be coated, impregnated or subject to initial treatment without restricting their slip resistance and appearance.