

# Recommended Cleaning & Care

BUZIL-WERK Wagner GmbH & Co. KG

## PVC LAMINATE FLOOR COVERINGS (CV COVERINGS – CUSHIONED VINYL)






PVC (polyvinyl chloride) is produced with the addition of softeners, fillers, pigments and stabilisers. The proportion of softener determines the malleability of the covering. PVC laminate coverings have a carrier layer made from felt, cork, non-woven cloth, foam or similar. An expandable PVC paste is applied as an interim layer, and can be printed with a multi-coloured pattern. A transparent PVC film is used as a wear layer. PVC coverings are to a great extent not sensitive to acids and alkalis. They are highly sensitive to solvents.




© Forbo Flooring GmbH

### CLEANING

#### DEEP CLEANING

	Dirt	Treatment	Cleaning device
<p>Pick up loose dirt, and remove any mortar, plaster residue, and colour stains manually using a scraper.</p>	<p><b>RESIDUE FROM CARE PRODUCTS</b></p> <p>in the form of coatings and care products can be removed using Corridor® Unic Ultra S 707, Corridor® Power Stripper S 708 or Planta® Multi Stripper P 321.</p>	<p>Apply the cleaning solution evenly over the floor, and leave it to work for approximately 10 to 15 minutes. <i>PLEASE NOTE: Do not allow the cleaning solution to dry.</i></p>	
		<p>Deep clean the covering using a single-disc machine and a red/blue pad.</p>	
		<p>Pick up the loosened dirt using a wet vacuum cleaner, and rinse with water.</p>	

#### INTENSIVE CLEANING



	Dirt	Treatment	Cleaning device
<p>Pick up loose dirt, and remove any mortar, plaster residue, and colour stains manually using a scraper.</p>	<p><b>HEAVIER DIRT THAT IS ALKALINE-SOLUBLE</b></p> <p>like protein, oil and grease or foodstuff residue e.g. coffee, red wine etc. can be removed by intensive cleaning using Corridor® PUR Clean S 766.</p>	<p>Apply the cleaning solution evenly over the floor, and leave it to work for a short time.</p>	
		<p>Deep clean the floor covering using a single-disc machine and a red pad.</p>	
		<p>Pick up the loosened dirt using a wet vacuum cleaner, and rinse with water.</p>	

# Recommended Cleaning & Care

BUZIL-WERK Wagner GmbH & Co. KG

## CONTINUED: CLEANING PVC LAMINATE FLOOR COVERINGS

### DAILY ROUTINE CLEANING

Microfibre-based flat mops should be used to achieve optimum cleaning results.	Dirt	Treatment	Cleaning device
	<b>ORGANIC/INORGANIC CONTAMINATION</b>  like protein, oil and grease or foodstuff residue e.g. coffee, red wine etc.  Products with a minor care element such as the Polybuz® Trendy T 201, Roca Wipe R 300 and Buz® Wipe G 270 as well as Corridor® PUR Clean S 766 floor cleaners are well-suited to daily routine cleaning.	Manual floor cleaning	
	<b>INFECTION PREVENTION</b>	The products in the Buzil Budenat® portfolio are ideal for infection prophylaxis in defined areas (see Disinfectants).	

## CARE

### INITIAL TREATMENT

Due to their surface characteristics, these floor coverings often cannot be coated or subject to initial treatment.