


Recommended Cleaning & Care





BUZIL-WERK Wagner GmbH & Co. KG

PVC FLOOR COVERINGS IN SPORTS AND MULTI-PURPOSE HALLS







CLEANING

DEEP CLEANING

	Dirt	Treatment	Cleaning device
Pick up loose dirt, and remove any mortar, plaster residue, and colour stains manually using a scraper.	RESIDUE FROM CARE PRODUCTS in the form of coatings and care products can be removed using Corridor® Unic Ultra S 707, Corridor® Power Stripper S 708 or Planta® Multi Stripper P 321.	Apply the cleaning solution evenly over the floor, and leave it to work for approximately 10 to 15 minutes. <i>PLEASE NOTE: Do not allow the cleaning solution to dry.</i>	
		Deep clean the covering using the single-disc machine and a green pad.	
		Pick up the loosened dirt using a wet vacuum cleaner, and rinse with water.	 

INTENSIVE CLEANING





	Dirt	Treatment	Cleaning device
Pick up loose dirt.	HEAVIER DIRT THAT IS ALKALINE-SOLUBLE like protein, oil and grease or foodstuff residue e.g. coffee, red wine etc. can be removed by intensive cleaning using Maradin HC 43.	Apply the cleaning solution evenly over the floor, and leave it to work for a short time.	
		Deep clean the floor covering using a single-disc machine and a red pad.	
		Pick up the loosened dirt using a wet vacuum cleaner, and rinse with water.	 

Recommended Cleaning & Care



BUZIL-WERK Wagner GmbH & Co. KG

CONTINUED: CLEANING PVC FLOOR COVERINGS

SPECIAL CLEANING

Pick up loose dirt.	Dirt	Treatment	Cleaning device
		Spray the product onto targeted areas.	
	RUBBER ABRASION The solvent-containing Indumaster® Forte IR 42 cleaner is particularly well-suited to removing rubber abrasion when diluted 1:1.	Scrub the covering using a single-disc machine and a suitable pad.	
		Pick up the loosened dirt using a wet vacuum cleaner, and rinse with water. <i>PLEASE NOTE: Perform a material compatibility test before use</i>	 

DAILY ROUTINE CLEANING


Microfibre-based flat mops should be used to achieve optimum cleaning results.	Dirt	Treatment	Cleaning device
	ORGANIC/INORGANIC CONTAMINATION like protein, oil and grease or foodstuff residue e.g. coffee, red wine etc. Products certified in accordance with DIN 187032/2 such as the Buz® Match Trendy T 265, Corridor® Daily S 780 or Corridor® Cibreeze Wipe S 790 wipe care products, are well-suited to daily routine cleaning in sports halls.	Manual floor cleaning or with cleaning machine.	 

Recommended Cleaning & Care

BUZIL-WERK Wagner GmbH & Co. KG

CARE OF PVC FLOOR COVERINGS

INITIAL TREATMENT

Care	Treatment	Cleaning device
These floor coverings can be used in sports halls with the Corridor® Matt S 737 silky matt, DIN 18032/2-certified dispersion offering protection against mechanical damage and improving the appearance of the floor.	Apply the dispersion undiluted, in two thin layers on the dry, deep-cleaned floor, leaving each layer to completely dry individually.	
	Polishing is neither required nor recommended.	
Initial treatment with the polymer-based Corridor® Daily S 780 wipe care product is recommended as an alternative way to protect the floor covering.	Wet and wipe the floor covering, and leave it to dry.	
	Polish the floor covering using a high-speed machine and a suitable pad.	