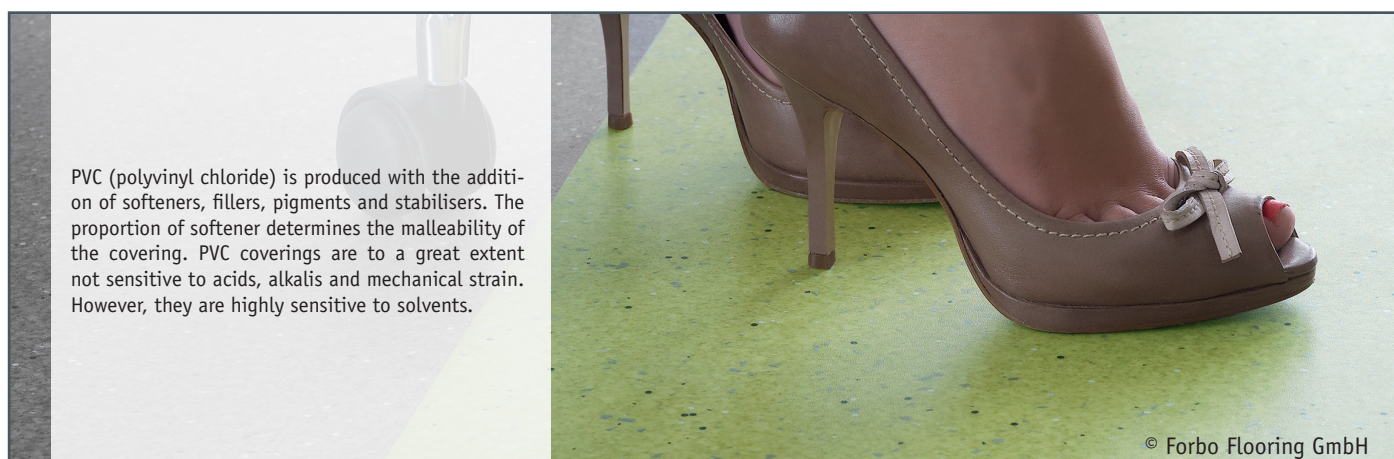


Recommended Cleaning & Care





BUZIL-WERK Wagner GmbH & Co. KG

HOMOGENEOUS PVC FLOOR COVERINGS







CLEANING

DEEP CLEANING

| | Dirt | Treatment | Cleaning device |
|---|---|---|---|
| Pick up loose dirt, and remove any mortar, plaster residue, and colour stains manually using a scraper. | RESIDUE FROM CARE PRODUCTS in the form of coatings and care products can be removed using Corridor® Unic Ultra S 707, Corridor® Power Stripper S 708 or Planta® Multi Stripper P 321. | Apply the cleaning solution evenly over the floor, and leave it to work for approximately 10 to 15 minutes. <i>PLEASE NOTE: Do not allow the cleaning solution to dry.</i> |  |
| | | Deep clean the covering using the single-disc machine and a green pad. |  |
| | | Pick up the loosened dirt using a wet vacuum cleaner, and rinse with water. |   |

INTENSIVE CLEANING





| | Dirt | Treatment | Cleaning device |
|---------------------|---|---|---|
| Pick up loose dirt. | HEAVIER DIRT THAT IS ALKALINE-SOLUBLE like protein, oil and grease or foodstuff residue e.g. coffee, red wine etc. can be removed by intensive cleaning using Corridor® PUR Clean S 766 and a two-stage wet wiping method, or mechanically. | Apply the cleaning solution evenly over the floor, and leave it to work for a short time. |  |
| | | Clean the covering using a single-disc machine and a red pad. |  |
| | | Pick up the loosened dirt using a wet vacuum cleaner, and rinse with water. |   |

Recommended Cleaning & Care



BUZIL-WERK Wagner GmbH & Co. KG

CONTINUED: CLEANING HOMOGENEOUS PVC FLOOR COVERINGS

SPECIAL CLEANING


| | Dirt | Treatment | Cleaning device |
|---------------------|--|---|---|
| Pick up loose dirt. | | Spray the product onto targeted areas. |  |
| | RUBBER ABRASION The solvent-containing Indumaster® Forte IR 42 cleaner is particularly well-suited to removing rubber abrasion when diluted 1:1. | Scrub the covering using a single-disc machine and a suitable pad. |  |
| | | Pick up the loosened dirt using a wet vacuum cleaner, and rinse with water. <i>PLEASE NOTE: Perform a material compatibility test before use</i> |   |

DAILY ROUTINE CLEANING

| | Dirt | Treatment | Cleaning device |
|---|---|---|---|
| Microfibre cloths or pads must always be used in order to achieve a satisfactory cleaning result. | ORGANIC/INORGANIC CONTAMINATION like protein, oil and grease or foodstuff residue e.g. coffee, red wine etc. Products with a care element, such as the Corridor® Daily S 780, Corridor Cibreeze S790 with odour blocker, Planta® Cleen P315 or Corridor® PUR Clean S 766 wipe care products are well-suited to daily routine cleaning. | Manual floor cleaning |  |
| | INFECTION PREVENTION | The Buzil Budenat® portfolio surface disinfectant is ideal for defined areas (see Disinfectants). |  |

CARE

INITIAL TREATMENT



| Care | Treatment | Cleaning device |
|--|---|---|
| These floor coverings can be used with the extremely durable Corridor® Jewel S 741 high-performance dispersion offering protection against mechanical damage and improving the appearance of the floor. Alternatively, products such as Corridor® Glorin S 734, Planta® Multi Gloss P 320 (gloss), Corridor® Matt S 737 (silky matt) and Emulsion Corridor® Complete S 732 (gloss) are also well-suited for this purpose. | Apply the dispersion undiluted, in two thin layers on the dry, deep-cleaned floor, leaving each layer to completely dry individually. Polishing is not required. |  |

Recommended Cleaning & Care






BUZIL-WERK Wagner GmbH & Co. KG

CARING FOR HOMOGENEOUS PVC FLOOR COVERINGS

ALTERNATIVE INITIAL TREATMENT

| Care | Treatment | Cleaning device |
|--|---|---|
| The Corridor® Daily S 780, Garuda HC 20 and Planta® Cleen P 315 wipe care products are well-suited to initial wipe care treatment. | Wet wipe the floor covering using the cleaning solution, and leave to dry. |  |
| | Then, polish the dry floor using a high-speed machine and an appropriate polishing pad. |  |

COATING REPAIR

| Care | Treatment | Cleaning device |
|---|---|---|
| Pick up loose dirt, and remove any mortar, plaster residue, and colour stains manually using a scraper. | Spray the Maradin HC 43 intensive cleaner onto the surface at the recommended dosage, working on a section at a time. |  |
| | Clean the area using a single-disc machine and a red pad. |  |
| | <i>Replace the pad regularly when doing so.</i> | |
| | Then wipe the floor covering with water; further rinsing and neutralisation are not necessary. |  |
| | Spray Corridor® Spray S 770 (undiluted) onto the clean surface, working on a section at a time. |  |
| | Use a high-speed machine and a polishing pad to achieve a high gloss floor finish. |  |