

Recommended Cleaning & Care

BUZIL-WERK Wagner GmbH & Co. KG





LINOLEUM FLOOR COVERINGS IN SPORTS AND MULTIPURPOSE HALLS, COATED







Linoleum consists of natural materials. To produce it, linseed oil is blended with natural resins, wood and cork dust, inorganic fillers, and colour pigments. This mass is put under pressure and pressed onto a jute fabric. Linoleum is sensitive to alkaline cleaners and deep cleaners with a pH-value greater than 10, abrasive pads, and brushes. There are linoleum floors that exhibit discolouration or odours when treated just with clean water, or become so porous after deep cleaning that a drying time of at least 12-24 hours is necessary before the first coating. Residual moisture in the covering would result in the coating "powdering" or "loosening".

CLEANING

DEEP CLEANING

	Dirt	Treatment	Cleaning device
<p>Pick up loose dirt, and remove any mortar, plaster residue, and colour stains manually using a scraper.</p>	<p>RESIDUE FROM CARE PRODUCTS</p> <p>in the form of coatings and care products can be removed using Corridor® Unic Ultra S 707, Corridor® Power Stripper S 708 or Planta® Multi Stripper P 321.</p>	<p>Apply the cleaning solution evenly over the floor, and leave it to work for approximately 10 to 15 minutes. <i>PLEASE NOTE: Do not allow the cleaning solution to dry.</i></p>	
		<p>Deep clean the covering using a single-disc machine and a blue pad.</p>	
		<p>Pick up the loosened dirt using a wet vacuum cleaner, and rinse with water. <i>PLEASE NOTE: leave the floor to dry completely (up to 24 hours).</i></p>	 

INTENSIVE CLEANING




	Dirt	Treatment	Cleaning device
<p>Pick up loose dirt, and remove any mortar, plaster residue, and colour stains manually using a scraper.</p>	<p>HEAVIER DIRT THAT IS ALKALINE-SOLUBLE</p> <p>like protein, oil and grease or foodstuff residue e.g. coffee, red wine etc. can be removed by intensive cleaning using Maradin HC 43 using a two-stage wet wiping method, or mechanically.</p>	<p>Apply the cleaning solution evenly over the floor, and leave it to work for a short time.</p>	
		<p>Clean the covering using a single-disc machine and a red pad.</p>	
		<p>Pick up the loosened dirt using a wet vacuum cleaner, and rinse with water.</p>	 

Recommended Cleaning & Care



BUZIL-WERK Wagner GmbH & Co. KG

CONTINUED: CLEANING LINOLEUM FLOOR COVERINGS

SPECIAL CLEANING


	Dirt	Treatment	Cleaning device
<p>Pick up loose dirt, and remove any mortar, plaster residue, and colour stains manually using a scraper.</p>	RUBBER ABRASION	Spray the product onto targeted areas.	
	<p>The solvent-containing Indumaster® Forte IR 42 cleaner is particularly well-suited to removing rubber abrasion when diluted 1:1.</p> <p><i>PLEASE NOTE: Perform a material compatibility test before use!</i></p>	Scrub the covering using a single-disc machine and a suitable pad.	
		Pick up the loosened dirt using a wet vacuum cleaner, and rinse with water.	

DAILY ROUTINE CLEANING

	Dirt	Treatment	Cleaning device
<p>Microfibre cloths or pads must always be used in order to achieve a satisfactory cleaning result.</p>	<p>ORGANIC/INORGANIC CONTAMINATION</p> <p>like protein, oil and grease or foodstuff residue e.g. coffee, red wine etc.</p> <p>Products certified in accordance with DIN 18032/2 such as the Buz® Match Trendy T 265, Corridor® Daily S 780 or Corridor® Cibreeze Wipe S 790 wipe care products, are well-suited to daily routine cleaning in sports halls.</p>	<p>Manual floor treatment or with cleaning machine.</p>	 

CARE

PRIMING


Care	Treatment	Cleaning device
<p>UV radiation, mechanical impacts and frequent deep cleaning damage the linoleum covering (linseed oils and natural resins are released). Linoleum, a natural product, becomes porous, meaning dirt can permeate its deeper layers; this dirt is then very difficult to remove using only daily routine cleaning. The use of a primer is recommended/necessary.</p> <p><i>PLEASE NOTE: Corridor® Basic S 720 is not dissolved during later deep cleaning, and is therefore a permanent primer that only needs to be renewed after some years.</i></p>	<p>The application of Corridor® Basic S 720 pore filler/primer in 1-2 layers, depending on the condition of the covering, is recommended.</p>	

Recommended Cleaning & Care

BUZIL-WERK Wagner GmbH & Co. KG

CONTINUED: CARING FOR LINOLEUM FLOOR COVERINGS

INITIAL TREATMENT

Care	Treatment	Cleaning device
<p>These floor coverings can be used in sports halls with the Corridor® Matt S 737 silky matt, DIN 18032/2-certified dispersion offering protection against mechanical damage and improving the appearance of the floor.</p>	<p>Apply the dispersion undiluted onto the dry, deep-cleaned floor in two thin layers, leaving each individual layer to dry completely.</p>	
	<p>Polishing is neither required nor recommended.</p>	