

# Recommended Cleaning & Care

BUZIL-WERK Wagner GmbH & Co. KG






## EXPOSED AGGREGATE CONCRETE FLOOR COVERINGS







Pebbles, cement and water are applied directly to a mortar sublayer. Before the material is bound to the sublayer, a certain proportion of cement is washed off, exposing the pebbles. The material is sensitive to acids.

### CLEANING

#### DEEP CLEANING

	Dirt	Treatment	Cleaning device
Pick up loose dirt, and remove any mortar, plaster residue, and colour stains manually using a scraper.	<b>ORGANIC/INORGANIC CONTAMINATION</b>  like protein, oil and grease or foodstuff residue e.g. coffee, red wine etc. can be removed using Erol® G 490.	Apply the cleaning solution evenly over the floor, and leave it to work for approximately 10 to 15 minutes.	
		Deep clean the covering using a single-disc machine and a microfibre or active fibre pad, or a cleaning machine with contra-rotating brushes	 
		Pick up the loosened dirt using a wet vacuum cleaner, and rinse with water.	 

#### INTENSIVE CLEANING


	Dirt	Treatment	Cleaning device
Pick up loose dirt, and remove any mortar, plaster residue, and colour stains manually using a scraper.	<b>HEAVIER DIRT THAT IS ALKALINE-SOLUBLE</b>  like protein, oil and grease or foodstuff residue e.g. coffee, red wine etc. can be removed by intensive cleaning using Indu-master® Universal IR 55.	Apply the cleaning solution evenly over the floor, and leave it to work for a short time.	
		Clean using a single-disc machine and a white brush.	
		Pick up the loosened dirt using a wet vacuum cleaner, and rinse with water.	 

# Recommended Cleaning & Care

BUZIL-WERK Wagner GmbH & Co. KG


## CONTINUED: CLEANING EXPOSED AGGREGATE CONCRETE FLOOR COVERINGS

### DAILY ROUTINE CLEANING

	Dirt	Treatment	Cleaning device
In order to achieve an optimum cleaning result, the covering should be regularly treated with a vacuum brush when used indoors.	<b>ORGANIC/INORGANIC CONTAMINATION</b>		
	<p>like protein, oil and grease or foodstuff residue e.g. coffee, red wine etc.</p> <p>Products without a care element, such as the Polybuz® Trendy T 201 and Buz® Wipe G 270 gloss cleaners and the high-moistening Roca Wipe R 300 floor cleaner are well-suited to daily routine cleaning.</p>	Manual floor cleaning	

## CARE

### PRIMING

Care	Treatment	Cleaning device
<p>The concrete portion of exposed aggregate concrete is porous, and dirt can permeate its deeper layers; this dirt is then very difficult to remove using only daily routine cleaning. As a result, the use of a primer is recommended/necessary.</p> <p><i>PLEASE NOTE: Corridor® Basic S 720 is not dissolved during later deep cleaning, and is therefore a permanent primer that only needs to be renewed after some years.</i></p>	Application of the Corridor® Basic S 720 pore filler/primer in 1-2 thin layers, depending on the condition of the covering, is recommended.	

### INITIAL TREATMENT

In order to retain the slip resistance and appearance of these floor coverings, they should not be further coated, impregnated or subject to initial treatment.