

Recommended Cleaning & Care

BUZIL-WERK Wagner GmbH & Co. KG





CEMENT SCREED FLOORS







Cement screeds consist of cement as a bonding agent, mineral supplements, water and, where applicable, additional hydraulic substances, synthetic resin, bitumen and colour pigments. They have limited resistance to acids and solvents. They are sensitive to oils and greases.

CLEANING

DEEP CLEANING

	Dirt	Treatment	Cleaning device
Pick up loose dirt, and remove any mortar, plaster residue, and colour stains manually using a scraper.	HEAVY DIRT	Apply the cleaning solution evenly over the floor, and leave it to work for a short time. <i>PLEASE NOTE: Do not allow the cleaning solution to dry.</i>	
	in the form of oil, grease and foodstuff residue, e.g. coffee, red wine etc. as well as care products, can be removed using Indumaster® Strong IR 45 or Perfekt G 440.	Deep clean the covering using a single-disc machine and a blue pad.	
		Pick up the loosened dirt using a wet vacuum cleaner, and rinse with water.	 

INTENSIVE CLEANING




	Dirt	Treatment	Cleaning device
Pick up loose dirt, and remove any mortar, plaster residue, and colour stains manually using a scraper.	HEAVIER DIRT THAT IS ALKALINE-SOLUBLE	Apply the cleaning solution evenly over the floor, and leave it to work for a short time.	
	like protein, oil and grease or foodstuff residue e.g. coffee, red wine etc. can be removed by intensive cleaning using Perfekt G 440, Indumaster® Intensive IR 44 or Indumaster® Universal IR 55	Clean using a single-disc machine and a red pad.	
		Pick up the loosened dirt using a wet vacuum cleaner, and rinse with water.	 

Recommended Cleaning & Care


BUZIL-WERK Wagner GmbH & Co. KG

CONTINUED: CLEANING CEMENT SCREED FLOORS

SPECIAL CLEANING


	Dirt	Treatment	Cleaning device
<p>Pick up loose dirt, and remove any mortar, plaster residue, and colour stains manually using a scraper.</p>		Spray the product onto targeted areas.	
	<p>RUBBER ABRASION</p> <p>Indumaster® Forte IR 42 solvent-containing cleaner is particularly well-suited to removing rubber abrasion when diluted 1:1.</p>	Scrub the covering using a single-disc machine and a suitable pad.	
		Pick up the loosened dirt using a wet vacuum cleaner, and rinse with water. <i>PLEASE NOTE: Perform a material compatibility test before use!</i>	

DAILY ROUTINE CLEANING

	Dirt	Treatment	Cleaning device
<p>Microfibre-based flat mops should be used to achieve optimum cleaning results.</p>	<p>ORGANIC/INORGANIC CONTAMINATION</p> <p>like protein, oil and grease or foodstuff residue e.g. coffee, red wine etc.</p> <p>Slightly alkaline products such as Aktiv G 433 or Indumaster® Universal IR 55 are well-suited to daily routine cleaning.</p> <p>The material- Indumaster® Step IR 16 protecting industrial cleaner is particularly well-suited to high levels of contamination.</p>	Manual floor treatment	

CONTINUED: CARING FOR CEMENT SCREED FLOORS

PRIMING

Care	Treatment	Cleaning device
<p>The use of Corridor® Basic S 720 protects the floor covering against deep-pore contamination and mechanical damage in the long-term.</p> <p>PLEASE NOTE: Corridor® Basic S 720 will not be dissolved during later intensive or deep cleaning, even if strong cleaning agents are used; as a result, this product functions as a long-term primer.</p>	<p>Apply the first layer of pore filler diluted 1:1 with water, and then evenly apply an additional 1-2 thin layers undiluted, leaving each layer to dry completely.</p>	
	Polishing is not required.	