


Recommended Cleaning & Care

BUZIL-WERK Wagner GmbH & Co. KG

BASALT FLOOR COVERINGS



Basalt is a vulcanite rock with an extremely dense structure. It is mostly black to blue-black in colour. Basalt is a lava rock, the pores of which can be anything from very fine to large in size. The rock is hard and acid-resistant.

CLEANING

DEEP CLEANING






	Dirt	Treatment	Cleaning device
Pick up loose dirt, and remove any mortar, plaster residue, and colour stains manually using a scraper.	LIME DEPOSITS in areas with high water hardness, as well as after renovations, can be removed using Erolcid® G 491.	Pre-wet the floor covering (important for protecting the cement joints!), and apply the cleaning solution.	
		Deep clean using a single-disc machine and a microfibre, active fibre, or melamine resin pad.	
	RESIDUE FROM CARE PRODUCTS in the form of coatings and care products can be removed using Corridor® Unic Ultra S 707, Corridor® Power Stripper S 708 or Planta® Multi Stripper P 321.	Pick up the loosened dirt using a wet vacuum cleaner, and rinse with water.	
		Apply the cleaning solution evenly over the floor, and leave it to work for approximately 10 to 15 minutes. <i>PLEASE NOTE: Do not allow the cleaning solution to dry.</i>	
		Deep clean the covering using a single-disc machine and a blue pad.	
		Pick up the loosened dirt using a wet vacuum cleaner, and rinse with water.	

Recommended Cleaning & Care





BUZIL-WERK Wagner GmbH & Co. KG

CONTINUED: CLEANING BASALT FLOOR COVERINGS



DEEP CLEANING

	Dirt	Treatment	Cleaning device
Pick up loose dirt, and remove any mortar, plaster residue, and colour stains manually using a scraper.	ORGANIC/INORGANIC CONTAMINATION like protein, oil and grease or foodstuff residue e.g. coffee, red wine etc. can be removed using Erol® G 490.	Apply the cleaning solution evenly over the floor, and leave it to work for approximately 10 to 15 minutes.	
		Deep clean the covering using a single-disc machine and a microfibre, active fibre or melamine resin pad, or using a cleaning machine with contra-rotating brushes.	 
		Pick up the loosened dirt using a wet vacuum cleaner, and rinse with water.	 

INTENSIVE CLEANING

	Dirt	Treatment	Cleaning device
If necessary, pick up loose dirt.	HEAVIER DIRT THAT IS ALKALINE-SOLUBLE like protein, oil and grease or foodstuff residue e.g. coffee, red wine etc. can be removed by intensive cleaning using Maradin HC 43.	Apply the cleaning solution evenly over the floor, and leave it to work for a short time.	
		Clean using a single-disc machine and a red pad.	
		Pick up the loosened dirt using a wet vacuum cleaner, and rinse with water.	 

DAILY ROUTINE CLEANING

	Dirt	Treatment	Cleaning device
Microfibre-based flat mops should be used to achieve optimum cleaning results.	ORGANIC/INORGANIC CONTAMINATION like protein, oil and grease or foodstuff residue e.g. coffee, red wine etc.	Soap-based cleaners such as the Buz® Soap G 240 wipe care product are well-suited to daily routine cleaning using a damp or wet wiping method, or in scrubber dryers. Soap-containing products are foam-reduced, and leave behind a silky matt, polishable protective film.	
		The ultra-moistening Roca Wipe R 300 floor maintenance cleaner is particularly well-suited if the floor covering is impregnated or highly polished.	


Recommended Cleaning & Care

BUZIL-WERK Wagner GmbH & Co. KG


CONTINUED: CLEANING BASALT FLOOR COVERINGS

CARE

INITIAL TREATMENT

Care	Treatment	Cleaning device
<p>To retain the slip resistance and appearance of these natural stone coverings, they must not be coated, impregnated or subject to initial treatment.</p> <p>However, if it is necessary to apply a coating because of a high level of dirt, Roca Dispers R 200 is a very good option.</p>	<p>This full care agent for stone floors is applied evenly and in undiluted form, in 2-3 thin layers, and each individual layer must be left to dry completely.</p>	
	<p>Polishing is not required.</p>	

IMPREGNATION

Care	Treatment	Cleaning device
<p>To significantly reduce the dirt absorption capacity of the floor covering, it is impregnated with Roca Pregno R 100.</p> <p><i>Detailed information on impregnation using the Roca system is available in our "Impregnation" cleaning recommendation. PLEASE NOTE: Impregnation is only possible on non-primed coverings that have also not been subject to initial treatment.</i></p>	<p>Using a flat mop, apply Roca Pregno R 100 undiluted, in thin layers.</p>	
	<p>After a drying time of approximately 30 minutes, remove any excess product that has not yet permeated using a squeegee, and then polish the covering with a soft, absorbent pad (e.g. Coral rosa from Dolly).</p>	