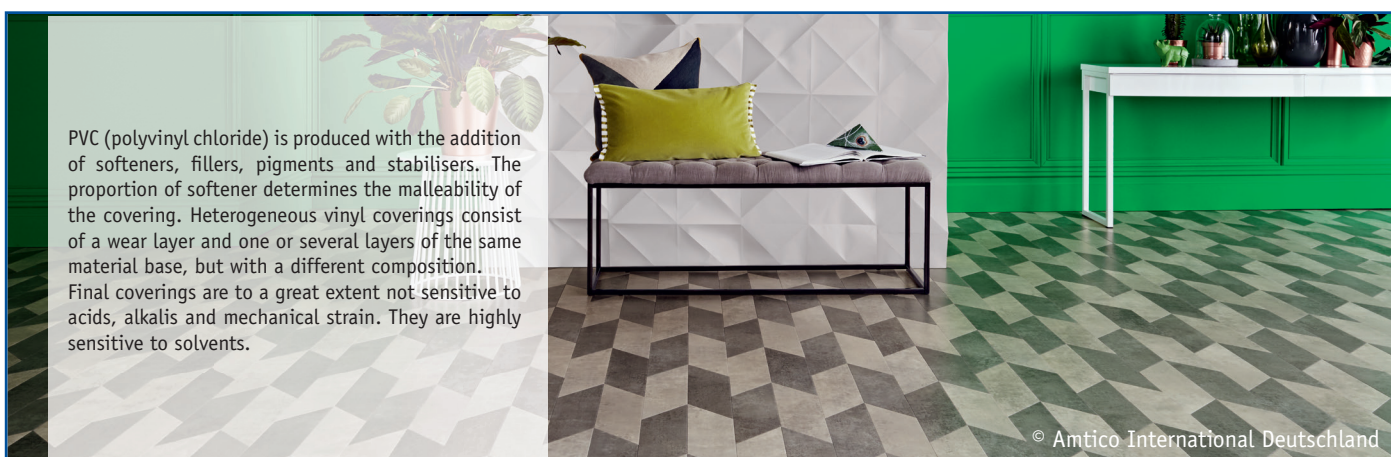


# Recommended Cleaning & Care





BUZIL-WERK Wagner GmbH & Co. KG

## AMTICO VINYL FLOOR COVERINGS, MULTILAYER







### CLEANING

#### DEEP CLEANING

Pick up loose dirt, and remove any mortar, plaster residue, and colour stains manually using a scraper.	Dirt	Treatment	Cleaning device
	<b>RESIDUE FROM CARE PRODUCTS</b>	Apply the cleaning solution evenly over the floor, and leave it to work for approximately 10 to 15 minutes. <i>PLEASE NOTE: Do not allow the cleaning solution to dry.</i>	
	in the form of coatings and care products can be removed using Corridor® Unic Ultra S 707, Corridor® Power Stripper S 708 or Planta® Multi Stripper P 321.	Deep clean the covering using a single-disc machine and a red/blue pad.	
		Pick up the loosened dirt using a wet vacuum cleaner, and rinse with water.	 

#### INTENSIVE CLEANING



Pick up loose dirt, and remove any mortar, plaster residue, and colour stains manually using a scraper.	Dirt	Treatment	Cleaning device
	<b>HEAVIER DIRT THAT IS ALKALINE-SOLUBLE</b>	Apply the cleaning solution evenly over the floor, and leave it to work for a short time	
	like protein, oil and grease or foodstuff residue e.g. coffee, red wine etc. can be removed by intensive cleaning using Maradin HC 43.	Clean using a single-disc machine and a red pad	
		Pick up the loosened dirt using a wet vacuum cleaner, and rinse with water.	 

# Recommended Cleaning & Care

BUZIL-WERK Wagner GmbH & Co. KG


## CONTINUED: CLEANING AMTICO FLOOR COVERINGS

### DAILY ROUTINE CLEANING



	Dirt	Treatment	Cleaning device
Microfibre-based flat mops should be used to achieve optimum cleaning results.	<b>ORGANIC/INORGANIC CONTAMINATION</b> like protein, oil and grease or foodstuff residue e.g. coffee, red wine etc.	Corridor® PUR Clean S 766 as well as products without a care element, such as Polybuz® Trendy T 201 and Buz® Wipe G 270 gloss cleaners and the high-moistening Roca Wipe R 300 floor cleaner are well-suited to daily routine cleaning. Manual floor treatment	
	<b>INFECTION PREVENTION</b>	The products in the Buzil Budenat® portfolio are ideal for infection prophylaxis in defined areas (see Disinfectants).	

## CARE

### INITIAL TREATMENT

Care	Treatment	Cleaning device
These floor coverings can be used with the extremely durable Corridor® Jewel S 741 high-performance dispersion offering protection against mechanical damage and improving the appearance of the floor. Alternatively, products such as Corridor® Glorin S 734, Planta® Multi Gloss P 320 (gloss), Corridor® Matt S 737 (silky matt) and Emulsion Corridor® Complete S 732 (gloss) are also well-suited for this purpose.	Apply the dispersion undiluted, in two thin layers on the dry, deep-cleaned floor, leaving each layer to completely dry individually.	
	Polishing is not required.	






### ALTERNATIVE INITIAL TREATMENT

Care	Treatment	Cleaning device
The Corridor® Daily S 780, Garuda HC 20 and Planta® Cleen P 315 wipe care products are well-suited to initial wipe care treatment.	Wet wipe the floor covering using the cleaning solution, and leave to dry.	
	Then, polish the dry floor using a high-speed machine and an appropriate polishing pad.	

# Recommended Cleaning & Care

BUZIL-WERK Wagner GmbH & Co. KG

## CONTINUED: COATING REPAIR

Care	Treatment	Cleaning device
Pick up loose dirt, and remove any mortar, plaster residue, and colour stains manually using a scraper.	Spray the Maradin HC 43 intensive cleaner onto the surface at the recommended dosage, working on a section at a time.	
	Clean the area using a single-disc machine and a red pad.	
	<i>Replace the pad regularly when doing so.</i>	
	Then wipe the floor covering with water; further rinsing and neutralisation are not necessary.	
	Spray Corridor® Spray S 770 (undiluted) onto the clean surface, working on a section at a time.	
	Use a high-speed machine and a polishing pad to achieve a high gloss floor finish.	



Amtico vinyl covering with factory-applied polyurethane coating cannot be subject to initial treatment.