

Recommended Cleaning & Care

BUZIL-WERK Wagner GmbH & Co. KG



ALUMINIUM SURFACES INDOORS






Aluminium is a silver-white, light and soft metal. Although it is corroded by acids and bases, it is to a large extent not sensitive to corrosion, as a thin, adhesive oxide layer spontaneously forms. An anodising procedure can strengthen this natural oxide layer in order to increase the level of protection. Materials of this type are also referred to as anodised aluminium (electrically oxidised aluminium).

CLEANING

DEEP AND INTENSIVE CLEANING

	Dirt	Treatment	Cleaning device
Pick up loose dirt.	HEAVIER DIRT THAT IS ALKALINE-SOLUBLE	Apply the cleaning solution evenly, and leave it to work for a short time.	
	like blood, protein, oil and grease or food-stuff residue e.g. coffee, red wine etc. can be removed by intensive cleaning using Indumaster® Step IR 16 or Indumaster® Protect IR 30, with a wet wiping method	Clean it with a suitable microfibre cloth or hand pad.	
		Pick up the loosened dirt, and rinse with water.	

SPECIAL CLEANING

	Dirt	Treatment	Cleaning device
Pick up loose dirt.	GRAFFITI	Spray Clean Up G 555 onto a cleaning cloth or hand pad, clean the affected areas of the surface, and then rinse with water.	 
	STRONGLY ADHESIVE DIRT	Apply Metapol G 505 on to a damp cleaning cloth, clean the affected surface, and then polish.	
	Metapol G 505 is used to remove strongly adhesive dirt.		

Recommended Cleaning & Care

BUZIL-WERK Wagner GmbH & Co. KG

CONTINUED: CLEANING ALUMINIUM SURFACES

DAILY ROUTINE CLEANING

	Dirt	Treatment	Cleaning device
Pick up loose dirt	<p>ORGANIC/INORGANIC CONTAMINATION</p> <p>like protein, oil and grease or foodstuff residue e.g. coffee, red wine etc.</p>	<p>The neutral, protective Vario Clean Trendy T 560 plastic cleaner is well-suited to daily routine cleaning. The ready-to-use Drizzle® Blue SP 20 spray cleaner is a fantastic product for daily routine cleaning of aluminium surfaces indoors.</p> <p><i>PLEASE NOTE: Rinse the surface with water after cleaning.</i></p>	